

Completed and delivered sighting protocol is **binding order** for the production of mechanical KURY wheelchair. Please, fill out questionnaire legibly and carefully! In case of doubt, please contact your dealer or the manufacturer.

### Product registration

Serial number

Date of product shipping

### Dealer or user

|         |                  |                  |       |
|---------|------------------|------------------|-------|
| Company |                  |                  |       |
| Name    |                  |                  |       |
| Contact | address          |                  |       |
|         |                  |                  |       |
|         | country          |                  |       |
|         | e-mail           |                  | phone |
| Other   | user height (cm) | user weight (kg) |       |

|  |           |                                    |           |
|--|-----------|------------------------------------|-----------|
| <p>User agrees with product parameters referred to in this order form questionnaire.<br/>According to these parameters, the product will be entered into production.</p> |           | <p>Signature of user / dealer:</p> |           |
| Questionnaire completed:   | date      | Output control:                    | date      |
|  | signature |                                    | signature |

- basic equipment included in price
- additional item with surcharge (see pricelist)

IX1 07/2017 EN

Clear form

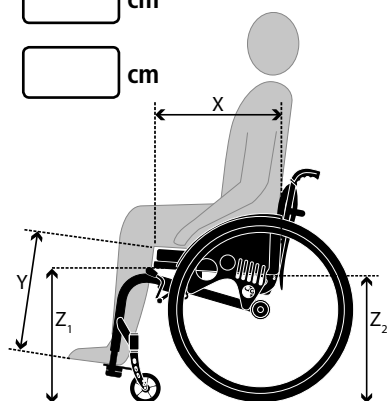
Save form

Print form

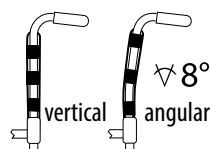
## A Rozměry

X:  cm

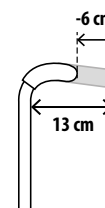
Y:  cm



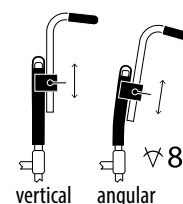
**pict. 1**  
backrest  
FIXED



**pict. 3**  
shortened  
handles



**pict. 2**  
positioning  
(telescopic)  
handles



## 1 FRAME

|     |   |   |
|-----|---|---|
| 1.1 | <input type="checkbox"/> basic wheelchair frame   | ✓ |
| 1.2 | <input type="checkbox"/> extended wheelchair frame + 5 cm (for users of 185 cm high and more) | ✓ |
| 1.3 | <input type="checkbox"/> lightweight aluminium - alloy 7020                                   | ○ |

CE

## 2 SEAT (Always textile made of cortex fabric, color see 3.3 according to type of backrest)



|      |  |  |   |
|------|--|--|---|
| 2.1  | <b>width (S parameter)</b>   | <input type="checkbox"/> 36 <input type="checkbox"/> 38 <input type="checkbox"/> 40 <input type="checkbox"/> 42 <input type="checkbox"/> 45                    | ✓ |
| 2.1  | <b>depth (from X parameter)</b>  | <input type="checkbox"/> 36 <input type="checkbox"/> 38 <input type="checkbox"/> 40 <input type="checkbox"/> 42   <input type="checkbox"/> 45 (extended frame) | ✓ |
| 2.1  | <b>seat height from the ground (Z parameter)</b>   | <input type="checkbox"/> 46 <input type="checkbox"/> 47 <input type="checkbox"/> 48 <input type="checkbox"/> 49  | ✓ |
| 2.1  | <b>seat slope (difference between Z1 and Z2)</b>   | <input type="checkbox"/> 3 <input type="checkbox"/> 4 <input type="checkbox"/> 5 (cm)  | ✓ |
| 2.2A | <b>anti-decubitus anatomic pad</b>   | thickness <input type="checkbox"/> 3 cm <input type="checkbox"/> 5 cm   color: <input type="checkbox"/> black <input type="checkbox"/> grey                    | ○ |
| 2.2B |  | <input type="checkbox"/> colored hem: ..... fill color by 3.3C   |   |
| 2.3  | <input type="checkbox"/> removable pocket (under seat)                                   | color: ..... fill color by 3.3B  | ○ |
| 2.4  | <input type="checkbox"/> seat with straps for multipoint adjustment of seating stiffness | upholstery: <input type="checkbox"/> basic <input type="checkbox"/> softened padded  | ○ |

CE

## 3 BACKREST

|      |   |   |   |   |
|------|---|---|---|---|
| 3.1B | <input type="checkbox"/> fabric textile with fixing straps (for multipoint adjustment of backrest stiffness, upper cushion textile cover select in 3.3) | ✓   |   |   |
| 3.1C | <input type="checkbox"/> anatomic backrest KURY - fill special order form! >  |   |   |   |
| 3.2  | <b>type of backrest</b>   | <b>support tube</b>   | <b>hight of textile part</b>  |   |
| 3.2A | <input type="checkbox"/> fixed (see pic. 1/ part A)   | <input type="checkbox"/> vertical   | 26 28 30 32 34 36 38 40 42 45   | ✓ |
| 3.2A |   | <input type="checkbox"/> angular  | <input type="checkbox"/> <input type="checkbox"/> <input type="checkbox"/> <input type="checkbox"/> <input type="checkbox"/> <input type="checkbox"/> <input type="checkbox"/> <input type="checkbox"/> <input type="checkbox"/> <input type="checkbox"/>   |   |
| 3.2B | <input type="checkbox"/> telescopic handles (see pic. 2/ part A)  | <input type="checkbox"/> vertical   | <input type="checkbox"/> <input type="checkbox"/> <input type="checkbox"/> <input type="checkbox"/> <input type="checkbox"/> <input type="checkbox"/> <input type="checkbox"/> <input type="checkbox"/> <input type="checkbox"/> <input type="checkbox"/>   | ○ |
| 3.2B |   | <input type="checkbox"/> angular  | <input type="checkbox"/> <input type="checkbox"/> <input type="checkbox"/> <input type="checkbox"/> <input type="checkbox"/> <input type="checkbox"/> <input type="checkbox"/> <input type="checkbox"/> <input type="checkbox"/> <input type="checkbox"/>   |   |
| 3.2B |   | <input type="checkbox"/> for accompanist/assistant of more than 170 cm high       |   |   |
| 3.2C | <input type="checkbox"/> shortened handles -6 cm - see pict. 3  |   |   | ✓ |
| 3.3  | <b>upholstery - fabric, color</b> (If the backrest is not ordered, the color applies only to the seat.)   |   |   |   |
| 3.3B | <input type="checkbox"/> „DOBBY”<br>- cushion: DOBBY black + kortexin →<br>- seat kortexin →  | kortexin fabric color:  | <input type="checkbox"/> black <input type="checkbox"/> dark grey <input type="checkbox"/> yellow <input type="checkbox"/> red<br><input type="checkbox"/> violet <input type="checkbox"/> blue <input type="checkbox"/> dark green   | ✓ |
| 3.3C | <input type="checkbox"/> „Air-Flow”<br>- cushion: TEBOX black + →<br>- seat: kortexin black only  | supplementary color of TEBOX fabric:  | <input type="checkbox"/> green (1) <input type="checkbox"/> turquoise (2) <input type="checkbox"/> red (3) <input type="checkbox"/> yellow (4)<br><input type="checkbox"/> grey (5) <input type="checkbox"/> pink (6) <input type="checkbox"/> black (7) <input type="checkbox"/> blue dark (8)<br><input type="checkbox"/> beige (9) <input type="checkbox"/> ruby (10) <input type="checkbox"/> orange (11) | ○ |
| 3.4  | <input type="checkbox"/> textile back pocket  | 30 (w) x 20 (h) x 2 (d) cm - ONLY with upholstery 3.3B (DOBBY) or 3.3C (Air-Flow) |   | ○ |

CE

| 4 ARMRESTS - tilting and removable            |                               |                       |  |   |
|---|-------------------------------|-----------------------|--|---|
| 4.2 Mudguards - non-tilting and non-removable |                               |                       |  |   |
| 4.2A  | <input type="checkbox"/> E 04 | mudguards ABS plastic |            | ✓ |
| 4.2C  | <input type="checkbox"/> E 04 | CARBON mudguards      |  <b>CE</b> | ○ |

| 5 COLOR OF FRAME PARTS - FRAME, CASTOR WHEELS FORKS |                                       |   |  |   |   |                               |                                      |   |
|---|---------------------------------------|---|--|---|---|-------------------------------|--------------------------------------|---|
| 5.1A  | <input type="checkbox"/> basic RAL    | <input type="checkbox"/> (1) glossy white | <input type="checkbox"/> (24) white matt             | <input type="checkbox"/> (2) yellow       | <input type="checkbox"/> (3) red          | ✓                             |                                      |   |
|   |                                       | <input type="checkbox"/> (4) ruby         | <input type="checkbox"/> (5) light violet            | <input type="checkbox"/> (6) violet       | <input type="checkbox"/> (7) dark violet  |                               |                                      |   |
|   |                                       | <input type="checkbox"/> (8) light blue   | <input type="checkbox"/> (9) dark blue               | <input type="checkbox"/> (10) turquoise   | <input type="checkbox"/> (11) light green |                               |                                      |   |
|   |                                       | <input type="checkbox"/> (12) green       | <input type="checkbox"/> (13) glossy black           | <input type="checkbox"/> (26) black matt  |   |                               |                                      |   |
| 5.1B  | <input type="checkbox"/> metallic     | <input type="checkbox"/> (15) violet      | <input type="checkbox"/> (16) blue                   | <input type="checkbox"/> (17) red         | <input type="checkbox"/> (18) anthracit   | ○                             |                                      |   |
|   |                                       | <input type="checkbox"/> (19) turquoise   | <input type="checkbox"/> (20) silver                 | <input type="checkbox"/> (21) light green | <input type="checkbox"/> (22) yellow      |                               |                                      |   |
|   |                                       | <input type="checkbox"/> (23) orange      | <input type="checkbox"/> (25) brown                  |   |   |                               |                                      |   |
| 5.2   | <b>set of colored parts - elox</b>    |   | rear whl. holders + castor whl. forks + brake levers |   | <b>CE</b>                                 |                               |                                      |   |
|   | <input type="checkbox"/> black        | <input type="checkbox"/> silver           | <input type="checkbox"/> blue                        | <input type="checkbox"/> red              | <input type="checkbox"/> orange           | <input type="checkbox"/> gold | <input type="checkbox"/> yellowgreen | ○ |
| 5.3   | <b>fastening parts (screws, nuts)</b> |   | <input type="checkbox"/> white zinc                  | <input type="checkbox"/> black zinc       |   |                               | ✓                                    |   |

| 6 FOOTREST & FOOTPLATE |   |                                     |                         |                       |  |   |
|------------------------|---|-------------------------------------|-------------------------|-----------------------|--|---|
| 6.1                    | <input checked="" type="checkbox"/> one-piece footplate | <input type="checkbox"/> angle 90°  | (Angle can be changed). | side tube of footrest | <input type="checkbox"/> short (according to parameter Y - from 36 to 42 cm) | ✓ |
|                        |   | <input type="checkbox"/> angle 100° |                         |                       | <input type="checkbox"/> long (according to parameter Y - from 44 to 52 cm)  |   |
| 6.3A                   | <input type="checkbox"/> leg support belt               | <input type="checkbox"/> textile    |                         |                       | ✓  |   |
| 6.3B                   |   | <input type="checkbox"/> leather    |                         |                       | ○  |   |
| 6.4A                   | <input type="checkbox"/> aluminium footplate            |                                     |                         |                       | ✓  |   |
| 6.4B                   | <input type="checkbox"/> carbon footplate               |                                     |                         |                       | <b>CE</b>  | ○ |

| 7 CASTOR WHEELS |  |                                 |                                       |             |   |   |
|-----------------|--|---------------------------------|---------------------------------------|-------------|---|---|
| wheel rim       | sign / size (mm)                         | rim color                       |                                       | tire        |   |   |
| 7.1             | <input type="checkbox"/> plastic         | <input type="checkbox"/> PU 100 | black                                 |             | <input type="checkbox"/> Grey Urethane  | ✓ |
|                 |  | <input type="checkbox"/> PU 125 |                                       |             |   |   |
|                 |  | <input type="checkbox"/> PU 150 |                                       |             | <input type="checkbox"/> Black Urethane |   |
|                 |  | <input type="checkbox"/> PU 175 |                                       |             |   |   |
| 7.2A            | <input type="checkbox"/> ALPU 100 x 32   | 5-spoke rim                     | silver                                |             | Black Urethane                          | ○ |
| 7.2B            | <input type="checkbox"/> ALPU 100 x 35   | 3-spoke rim                     |                                       |             |   | ○ |
| 7.2C            | <input type="checkbox"/> ALPU 125 x 32   | 5-spoke rim                     |                                       |             |   | ○ |
| 7.2D            | <input type="checkbox"/> ALPU 125 x 35   | 3-spoke rim                     |                                       |             |   | ○ |
| 7.2E            | <input type="checkbox"/> ALPU 100 x 32 C | <input type="checkbox"/> black  | <input type="checkbox"/> blue         | 5-spoke rim | ○                                       |   |
| 7.2F            | <input type="checkbox"/> ALPU 125 x 32 C | <input type="checkbox"/> red    | <input type="checkbox"/> orange       |             | ○                                       |   |
|                 |  | <input type="checkbox"/> gold   | <input type="checkbox"/> yellow-green |             | ○                                       |   |

| 8 REAR WHEELS  |  |   |  |  |  |                       |
|--|--|---|--|--|--|-----------------------|
| 8.1  | rear whl. axis angle   | <input type="checkbox"/> 0° <input type="checkbox"/> 2° <input type="checkbox"/> 4° (up to 80 kg weight of user and with mudguard E04 usage only) |  |  |  | ✓                     |
| 8.2 PREMIUM wheels (complete rear wheels - rim+tire+handrim)                       |  |   |  |  |  |                       |
| rear wheels marking  | specification<br>rim, hub, handrim                                       | wheel tires   |  | spokes   |  |                       |
|  |  | size  | tire (cannot be changed)   |  |  |                       |
| 8.2A   | <input type="checkbox"/> Spinergy SPOX Everyday                          | alu rim, spinergy design<br>handrim: black elox*  | 24 x 1"  | Schwalbe MPE   | vertical, 18x spinergy carbon fiber - black spokes   | <input type="radio"/> |
| 8.2B   | <input type="checkbox"/> Spider  | alu rim + magnesium alloy<br>handrim: silver elox   | 24 x 1"  | Schwalbe MPE   | 6x magnesium spokes, attractive design   | <input type="radio"/> |
| 8.2C   | <input type="checkbox"/> Dynamic COLOR (KURY design wheels)<br><b>CE</b> | double rim, black elox design hub<br><br>handrim: hard elox<br>handrim: <input type="checkbox"/> 15 <input type="checkbox"/> 20 mm                | 24 x 1"  | Schwalbe MPE   | <input type="checkbox"/> white paint<br><input type="checkbox"/> black elox<br><input type="checkbox"/> red elox<br><input type="checkbox"/> blue elox<br><input type="checkbox"/> gold elox<br><input type="checkbox"/> orange elox<br><input type="checkbox"/> yellow-green elox | <input type="radio"/> |
| 8.2D   | <input type="checkbox"/> Dynamic DYS                                     | double rim, hard elox<br>handrim: <input type="checkbox"/> 15 <input type="checkbox"/> 20 mm  | 24 x 1"  | Schwalbe MPE   | desing spokes - 18 stainless steel intersec wires  | <input type="radio"/> |
| 8.2E   | <input type="checkbox"/> SIX STAR black*                                 | double rim, black elox<br>handrim: black elox   | 24 x 1"  | Schwalbe MPE   | 6x3 vertical stainless spokes (2,6 mm),<br>For rear whls. angle 0° only!   | <input type="radio"/> |
| 8.2F   | <input type="checkbox"/> Ultra light ONE*                                | double rim, black elox<br>handrim: black elox   | 24 x 0,9"  | Schwalbe ONE   | 24 spokes, black   | <input type="radio"/> |
| 8.2G   | <input type="checkbox"/> Black*  | double rim, black elox<br>handrim: black elox   | 24 x 1"  | Schwalbe MPE   | 24 stainless spokes black (2 mm)   | <input type="radio"/> |
| 8.2H   | <input type="checkbox"/> SIX STAR silver*                                | double rim, silver elox<br>handrim: silver elox   | 24 x 1"  | Schwalbe RightRun Active   | 6x3 vertical stainless spokes (2,6 mm),<br>For rear whls. angle 0° only!   | <input type="radio"/> |
| 8.2I   | <input type="checkbox"/> Cross*  | GrandRock, black elox<br>handrim: <input type="checkbox"/> 15 <input type="checkbox"/> 20 mm  | 24 x 1,90"   | Schwalbe Landcruiser   | 36 stainless spokes (2 mm)   | <input type="radio"/> |
| 8.2J   | <input type="checkbox"/> Country   | simple rim., black elox<br>handrim: <input type="checkbox"/> 15 <input type="checkbox"/> 20 mm  | 24 x 1,95"   | PNEU Offroad   | 36 stainless spokes  | <input type="radio"/> |
| 8.3 STANDARD rim - tires and handrims must be ordered separately (see 8.4 and 8.5) |  |   |  |  |  |                       |
| 8.3A   | <input type="checkbox"/> ultra light                                     | double rim, white elox<br>handrim see 8.5   | select see 8.4   | • PNEU usage ONLY (!)<br>• NOT for drum brakes!  | 24 spokes, stainless   | ✓                     |
| 8.3B   | <input type="checkbox"/> standard silver                                 | simple rim<br>handrim see 8.5   | select see 8.4   | • PNEU + PU:<br>select - see 8.4   | 36 spokes, zinc  | ✓                     |
| 8.3C   | <input type="checkbox"/> standard black                                  | simple rim<br>handrim see 8.5   | select see 8.4   | • PNEU + PU: see 8.4<br>• NOT for drum brakes!   | 24 spokes, stainless   | ✓                     |
| 8.4 PNEU TIRES (marking)   |  | size  | specification  |  |  |                       |
| 8.4A   | <input type="checkbox"/> Schwalbe Marathon Plus Evolution Reflex         | 24 x 1"   | black + reflex strip   | SmartGuard - protection belt, press. 6-10 Bar; 500 g   |  | <input type="radio"/> |
| 8.4B   | <input type="checkbox"/> Schwalbe RightRun Active                        | 24 x 1"   | <input type="checkbox"/> black-grey<br><input type="checkbox"/> black-blue<br><input type="checkbox"/> black-red<br><input type="checkbox"/> black | puncture protection layer; hand-friendly 2Grip side walls, and attractive two color compound<br>press. 6-10 Bar; 315 g |  | <input type="radio"/> |
| 8.4C   | <input type="checkbox"/> Schwalbe ONE                                    | 24 x 1"   | black  | very light and extremely cut resistant; <b>folding</b> tire;<br>press. 6-9 Bar; 205 g                                  |  | <input type="radio"/> |
| 8.4D   | <input type="checkbox"/> Schwalbe DownTown                               | 24 x 1"   | grey-black   | PNEU with a puncture protection layer and hand-friendly 2Grip side walls. press. 6,0-10,0 Bar; 420 g                   |  | <input type="radio"/> |
| 8.4E   | <input type="checkbox"/> Standard pneu                                   | 24 x 1"   | grey   | standard PNEU tire for ultralight and standard rim (see 8.3).  |  | ✓                     |
| 8.4G   | <input type="checkbox"/> Standard pneu (Rubena V69 Hook)                 | 24 x 1 3/8"   | <input type="checkbox"/> grey <input type="checkbox"/> black   |  |  |                       |
| URETHAN TIRES (For standard rims ONLY - see 8.3B+C!)                               |  |   |  |  |  |                       |
| 8.4I   | <input type="checkbox"/> PU 24 x 1"                                      | 24 x 1"   | <input type="checkbox"/> grey <input type="checkbox"/> black   | polyurethane tires for standard rim (see 8.3).   |  | <input type="radio"/> |
|  | <input type="checkbox"/> PU 24 x 1 3/8"                                  | 24 x 1 3/8"   |  |  |  | <input type="radio"/> |

\* Any change of tire or handrim is possible based on the current offer and special price calculations.

✓ basic equipment included in price     additional item with surcharge (see pricelist)    **CE** - included in COMFORT EDITION packet

| 8.5 handrim |  | specification - distance from wheel (It can be changed.)   |   |      |
|-------------|--|--|---|------|
| 8.5A        | <input type="checkbox"/> smooth aluminium            | <input type="checkbox"/> 15  | <input type="checkbox"/> 20   | ✓    |
| 8.5B        | <input type="checkbox"/> hard anodized               | <input type="checkbox"/> 15  | <input type="checkbox"/> 20   | ○    |
| 8.5C        | <input type="checkbox"/> rubber coating              | <input type="checkbox"/> 15  | <input type="checkbox"/> 20   | ○    |
| 8.5D        | <input type="checkbox"/> smooth stainless            | <input type="checkbox"/> 15  | <input type="checkbox"/> 20   | ○    |
| 8.5E        | <input type="checkbox"/> 8 tabs                      | <input type="checkbox"/> 15  | <input type="checkbox"/> 20 with standard rim only  | ○    |
| 8.5F        | <input type="checkbox"/> 12 tabs                     | <input type="checkbox"/> 15  | <input type="checkbox"/> 20 with standard rim only  | ○    |
| 8.5G        | <input type="checkbox"/> covered with leather        | <input type="checkbox"/> 15  | <input type="checkbox"/> 20 leather type: <input type="text"/> Thread color: <input type="text"/> | ○    |
| 8.6 brakes  |  | <input type="checkbox"/> standard (straight) <input type="checkbox"/> longer lever <input type="checkbox"/> top lever bent |   | ✓    |
| 8.6B        | <input type="checkbox"/> compact brakes              |  |   | CE ○ |
| 8.7A        | <input type="checkbox"/> one hand rear wheel control |  | <input type="checkbox"/> right wheel <input type="checkbox"/> left wheel                          | ○    |

| 9 ACCESSORIES AND SPECIAL EQUIPMENT                        |  |  |  |                     |   |
|--|--|--|--|---------------------|---|
| 9.1A   | <input type="checkbox"/> leg support - double belt (front and back) - adjustable, w. 45 mm                           | <input type="checkbox"/> leather<br><input type="checkbox"/> textile   |  | ○                   |   |
| 9.1B   | <input type="checkbox"/> backward roll-over prevention support (rear socket tube)*                                   |  |  | ○                   |   |
| 9.1C   | <input type="checkbox"/> quick release axles for quadriplegic  | <input type="checkbox"/> 1 pcs <input type="checkbox"/> 2 pcs  | (price for 1 pcs)                              | ○                   |   |
| 9.1D   | <input type="checkbox"/> carbon plug of front fork (pair)  | (price for 2 pcs)  |  | CE ○                |   |
| 9.1E   | <input type="checkbox"/> standard pump with clips  |  |  | ○                   |   |
| 9.1F   | <input type="checkbox"/> pump with clips 8 ATM (greater pressure fill - Schwalbe MPE, Schwalbe RR etc.)              |  |  | ○                   |   |
| 9.1G   | <input type="checkbox"/> silicone handrim covers   | <input type="checkbox"/> red <input type="checkbox"/> violet <input type="checkbox"/> pink <input type="checkbox"/> yellow<br><input type="checkbox"/> green <input type="checkbox"/> blue <input type="checkbox"/> black  |  | (price for 2 pcs) ○ |   |
| 9.1I   | <input type="checkbox"/> original backrest embroidery - The price will be calculated according to the range of work. |  |  |                     |   |
| 9.1I   | <input type="checkbox"/> protective sleeves for rear wheels - waterproof fabric, interior pollution prevention       | (price for 2 pcs)  |  | ○                   |   |
| 9.2 rear wheel guards                                      |  |  |  |                     |   |
| 9.2A   | <input type="checkbox"/> basic   | <input type="checkbox"/> white <input type="checkbox"/> transparent <input type="checkbox"/> black   |  | ○                   |   |
| 9.2B   | <input type="checkbox"/> designed (see swatch)   | <input type="checkbox"/> rings <input type="checkbox"/> night <input type="checkbox"/> violet spiral <input type="checkbox"/> flower I<br><input type="checkbox"/> wheel <input type="checkbox"/> eyes <input type="checkbox"/> blue spiral <input type="checkbox"/> flower II<br><input type="checkbox"/> red-blue cascade <input type="checkbox"/> turquoise cascade |  | ○                   |   |
| 9.2C   | <input type="checkbox"/> own design  | user's own picture or photo will be print onto rear wheel guard<br>(jpeg, pdf, eps, gif, psd, ai, min. resolution 150 dpi, size 1600x1600 pix - min. size of file (!) 0,7 MB)  |  | ○                   |   |
| 9.3 fixing and positioning accessories (see current offer) |  | approximate dimensions (cm)  |  |                     |   |
| 9.3A   | <input type="checkbox"/> AD10 abdominal fixing belt  | universal size: (h) 8, (w) 48  |  |                     | ○ |
| 9.3B   | <input type="checkbox"/> AD11 abdominal fixing belt for chair  | <input type="checkbox"/> size 0: (h)12, (w) 40   | <input type="checkbox"/> size 1: (h)16, (w) 54 | ○                   |   |
| 9.3C   | <input type="checkbox"/> AD11E abdominal fixing belt thin  | universal size: (h)12, (w) 54  |  |                     | ○ |
| 9.3D   | <input type="checkbox"/> AD12 perineal fixing belt for chair   | <input type="checkbox"/> size 0: (h)12, (w) 40   | <input type="checkbox"/> size 1: (h)16, (w) 54 | ○                   |   |
| 9.3E   | <input type="checkbox"/> AD13 fixing belt for chair (torso)  | <input type="checkbox"/> size 0: (h)12, (w) 40   | <input type="checkbox"/> size 1: (h)16, (w) 54 | ○                   |   |
| 9.3F   | <input type="checkbox"/> AD14 fixing belt for chair (torso and pelvis)   | <input type="checkbox"/> size 0: (h)12, (w) 40   | <input type="checkbox"/> size 1: (h)16, (w) 54 | ○                   |   |
| 9.3G   | <input type="checkbox"/> ADX20 narrow abdominal belt   | <input type="checkbox"/> size 0: from w. 37  | <input type="checkbox"/> size 1: from w. 48    | ○                   |   |
| 9.3H   | <input type="checkbox"/> ADX22 4 fixpoint belt - vest „X“, zipper 17 cm  | <input type="checkbox"/> size 0: (w) 30+(w) 30   | <input type="checkbox"/> size 1: (w) 43+(w) 33 | ○                   |   |
| 9.3I   | <input type="checkbox"/> ADX23 shoulder harness  | <input type="checkbox"/> size 0: (h)27   | <input type="checkbox"/> size 1: (h) 33        | ○                   |   |
| 9.3J   | <input type="checkbox"/> ADX30 abduction support   |  |  |                     | ○ |
| 9.3K   | <input type="checkbox"/> ADX2 leg fixation in the ankle area to the footrest   |  |  |                     | ○ |

| 11 SPECIÁLNÍ VÝBAVA |  | SALE     |
|---------------------|--|----------|
| 11.1                | <input type="checkbox"/> Complet COMFORT EDITION action packet for IRIS X1 (CE items) - SALE | -5 000,- |

**10** NOTES FOR PRODUCTION